


















Report Criteria

Report Name	Pre Spring Series 18
Class	All
Report Date	04 Apr 2018
Start Date	03 Apr 2015
End Date	03 Apr 2018

download csv (download_csv.php?
py_report_id=6322)

Report Detail

Class	Configuration	Races	Appearances	Confidence	PN	Last PN	
Contender	1 U 0	7	7	0.00	986	970	
Dart 18	2 U 0	1	1	0.00	822	816	
Laser	1 U 0	104	162	0.30	1099	1098	
Laser 2000	2 S A	1	1	0.00	1159	1107	
Laser 4.7	1 U 0	21	31	0.00	1199	1200	
Laser Rad	1 U 0	28	31	0.00	1150	1139	
Laser Radial	1 U 0	17	28	0.00	1154	1139	
Miracle	2 S C	1	1	0.00	1296	1210	
OK	1 U 0	10	10	0.00	1125	1104	
Phantom	1 U 0	54	59	0.02	995	999	
Seafly	2 S C	120	248	0.48	1080	1080	
Sprite	2 S C	49	49	0.00	1272	1273	
Streaker	1 U 0	70	112	0.16	1134	1132	
Supernova	1 U 0	14	14	0.00	1089	1075	
Topaz Xenon	2 S A	2	2	0.00	1104	1079	
Topper	1 U 0	2	2	0.00	1214	1347	
Twinkle Twelve	2 S 0	1	1	0.00	1491	1447	
Wayfarer	2 S C	5	5	0.00	1086	1102	